


# Sample Collection Procedure for Containers & Closures

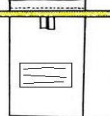
**\*\*READ ALL INSTRUCTIONS BEFORE COLLECTION\*\***

Samples **MUST** be kept cold at 4° C and be shipped same day as sampled Next Day Air. Holding time 30 hours.  
 We highly suggest NOT shipping on Thursday/Friday as samples may sit over the weekend and be out of holding time.  
 Place the completed Chain of Custody (COC) form into a plastic bag and place in the cooler with the samples.  
**Call us at 888-725-1212 the day you ship the sample. This step is very helpful because of the short holding time.**  
 Additional copies of the COC are available online at [www.EdgeAnalytical.com](http://www.EdgeAnalytical.com).  
 Please call (360) 715.1212 or 800-755-9295 if you have any questions.

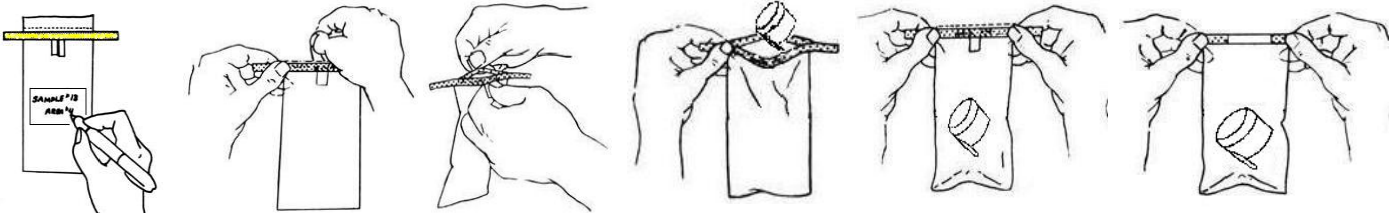
There are two sampling methods for closures, Cap Swabbing or Cap Submission:

**CLOSURES - CAP SWABING** 1 cap per 2 swab . 8 swabs needed. 

1. Bend red snap valve on swab at a 45° angle until a snapping sound is heard. Squeeze bulb to transfer all the broth into the tube.
2. Remove swab from tube and swab the internal area of the cap. Do this twice. Two swabs per cap.
3. Place back into tube and return to the lab.

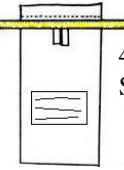
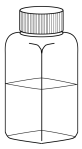
**CLOSURES - CAP SUBMISSION** 1 cap per bag. 4 caps needed. 




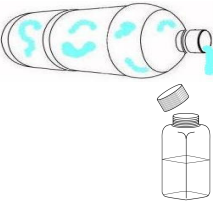

4x - Sterile Bags



Complete label info. Remove top of bag at perforation. Pull white tabs apart to open bag. Insert 1 cap into bag. Do not touch inside of bag. Roll over top of bag 3-4 times. Fold in yellow tabs to lock bag closed.

**CONTAINERS** 1 Vial per container. 4 containers needed.

4x - Sterile Bags  4x - 145ml Dilution Vial with Phosphate Buffer 

Carefully empty contents of vial into container.  Shake and swirl to contact broth with entire inside surface area of container.  Break Tamper Seal on bottle. Twist off Lid. Do not touch contents inside surface of vial or lid.  Carefully return liquid to original vial and close lid securely.  Insert each vial into its own sterile bag and close in the same manner as with the caps. 

**ALL samples must be kept chilled and shipped to Edge overnight same day as sampled.**

**USA Bottlers Return samples to:**  
 Edge Analytical Laboratories  
 805 W. Orchard Drive Suite 4  
 Bellingham, WA 98225 USA

← Return Container & Closure samples to →

**CBWA Bottlers Return to:**  
 Edge Analytical Laboratories  
 c/o A & A Contract Customs Brokers  
 120 – 176<sup>th</sup> Street, Suite 101  
 Surrey, BC V3S 9S2 CANADA